




Newspaper and magazine mosaic pictures



- Use cardboard as your 'canvas'
- Decide on a picture you'd like to create
- Draw an outline on the cardboard of your picture
- Find newspaper and magazine that matches colours etc and cut them up into small pieces
- Use PVA to glue your paper onto the cardboard
- You can use ink on top for outlines - ONCE THE PAPER IS DRY!




1




2



3



4



5



6



7



8